

Bleeding CMS Reports

February 2019

Report Date: 2019.03.04



100+years

AMERICAN COLLEGE OF SURGEONS
*Inspiring Quality:
Highest Standards, Better Outcomes*



THE
COMMITTEE
ON TRAUMA



BLEEDINGCONTROL.ORG

Table of Contents

- **Summary Statistics (P3)**
- **Class Reports**
 - Monthly Class Count by Class Date (P4)
 - Monthly Class Count by Class Creation Date (P5)
- **Class Attendee Reports**
 - Monthly Class Attendee Count (P6)
 - Accumulative Class Attendee Count (P7)
- **Control Bleeding Kits Sales Report (P8)**
- **Instructor Reports**
 - Monthly New Instructor Count (P9)
 - Total Instructor Count (P10)
 - Total Instructor Count by State (P11)
 - Total Instructor Count by Profession (P12)
- **US and Non-US Activity Reports**
 - New Country List by First Join Date (P13)
 - New State List by First Join Date (P14)

Summary

Entered Classes:

Total: 41,772 (3,365↑) in 77 countries (2↑)

US: 38,809 (3,159↑) Non-US: 2,963 (206↑)

Number of Attendees:

643,033* (57,610↑)

Registered Instructors:

Total: 44,771 (2,597↑) in 95 countries (3↑)

US: 42,498 (2,495↑) Non-US: 2,273 (102↑)

Bleeding Control Course Management System (CMS):

Soft Launch Date: Jan 16, 2017

Official Launch Date: Feb 20, 2017

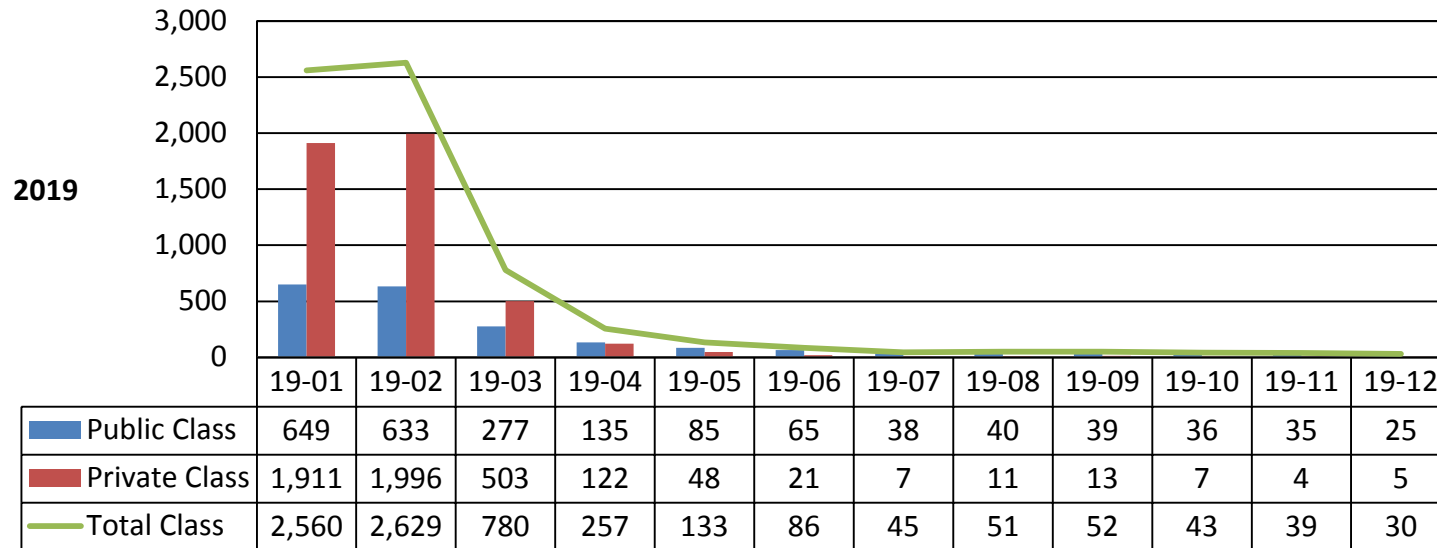
Non-US Launch Date: May 24, 2017

*6,657 attendees were reported outside the CMS;

*9,385 past classes in the cms are not closed. Attendees for these classes are not accounted in this report.

Monthly Class Count by Class Date

2018 Data	18-01	18-02	18-03	18-04	18-05	18-06	18-07	18-08	18-09	18-10	18-11	18-12
Public Classes	367	449	1,371	733	729	719	567	794	586	811	754	470
Private Classes	900	1,174	1,898	1,828	1,970	1,713	1,329	2,027	1,602	1,722	1,836	1,152
Total Classes	1,267	1,623	3,269	2,561	2,699	2,432	1,896	2,821	2,206	2,583	2,590	1,622

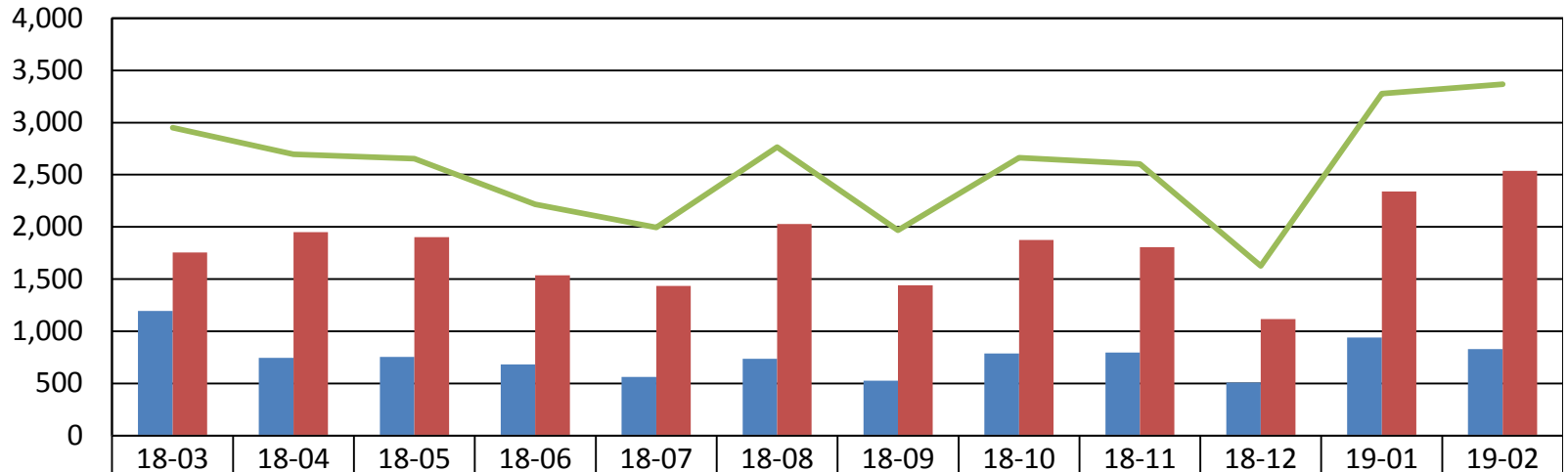


Displaying class count by reported class date.
Excluding cancelled or denied classes.

Monthly Class Count by Class Creation Date

2018 Data	18-01	18-02	18-03	18-04	18-05	18-06	18-07	18-08	18-09	18-10	18-11	18-12
Public Classes	440	705	1,196	744	753	682	563	737	526	788	796	507
Private Classes	976	1,250	1,754	1,951	1,901	1,536	1,433	2,027	1,441	1,875	1,807	1,118
Total Classes	1,416	1,955	2,950	2,695	2,654	2,218	1,996	2,764	1,967	2,663	2,603	1,625

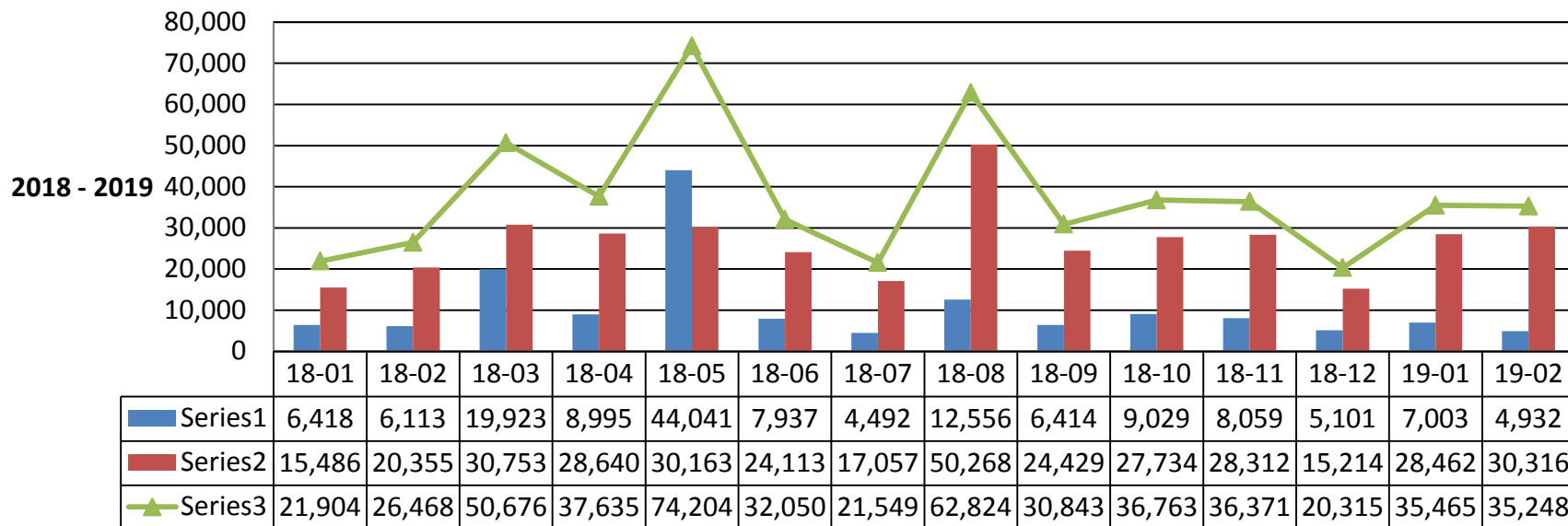
2018- 2019



Total Public Class	1,196	744	753	682	563	737	526	788	796	507	940	830
Total Private Class	1,754	1,951	1,901	1,536	1,433	2,027	1,441	1,875	1,807	1,118	2,339	2,537
Total Class	2,950	2,695	2,654	2,218	1,996	2,764	1,967	2,663	2,603	1,625	3,279	3,367

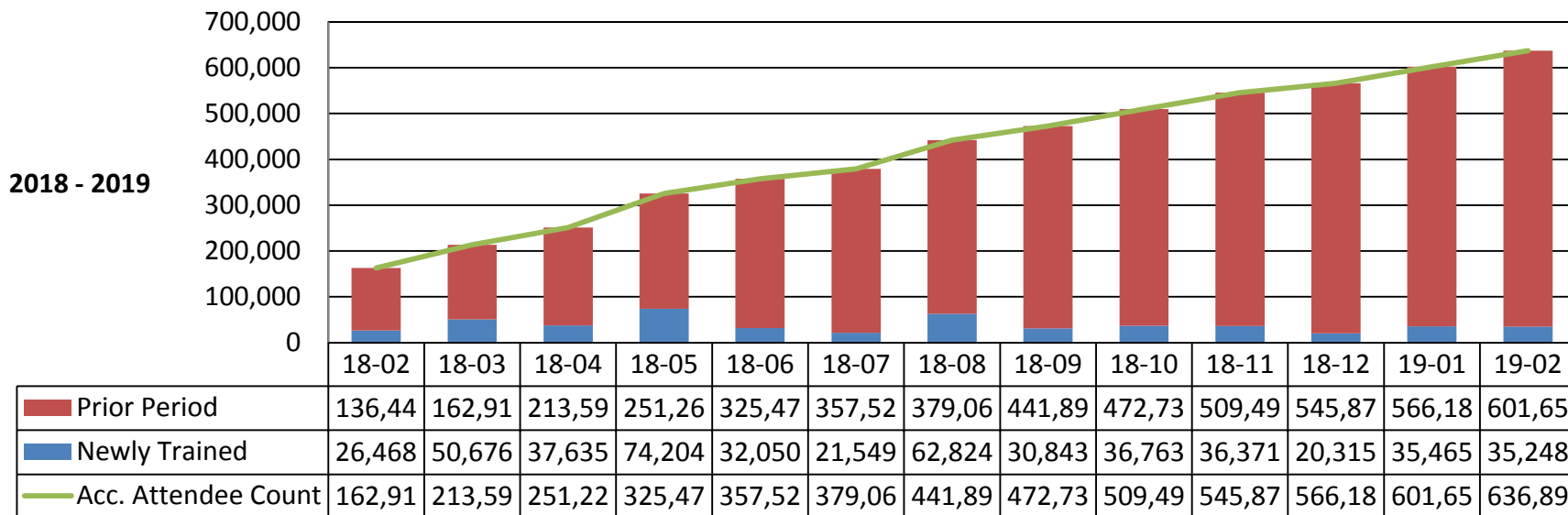
Monthly Class Attendee Count

2018 Data	18-01	18-02	18-03	18-04	18-05	18-06	18-07	18-08	18-09	18-10	18-11	18-12
Trained by Public Classes	6,418	6,113	19,923	8,995	44,041	7,937	4,492	12,556	6,414	9,029	8,059	5,101
Trained by Private Classes	15,486	20,355	30,753	28,640	30,163	24,113	17,057	50,268	24,429	27,734	28,312	15,214
Total Trained	21,904	26,468	50,676	37,635	74,202	32,050	21,549	62,824	30,843	36,763	36,371	20,315



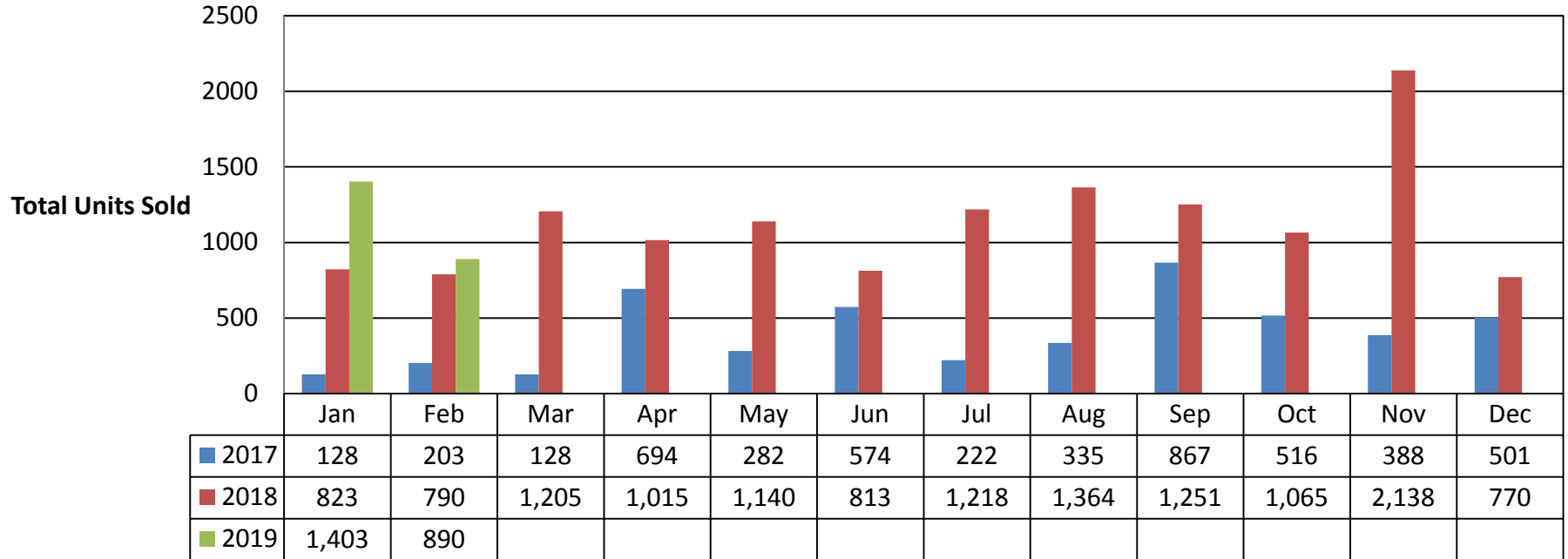
Accumulative Class Attendee Count

2018 Data	18-01	18-02	18-03	18-04	18-05	18-06	18-07	18-08	18-09	18-10	18-11	18-12
Newly Trained	21,904	26,468	50,676	37,635	74,204	32,050	21,549	62,824	30,843	36,763	36,371	20,315
Acc. Attendee Count	136,447	162,915	213,591	251,226	325,470	357,520	379,069	441,893	472,736	509,499	545,870	566,185

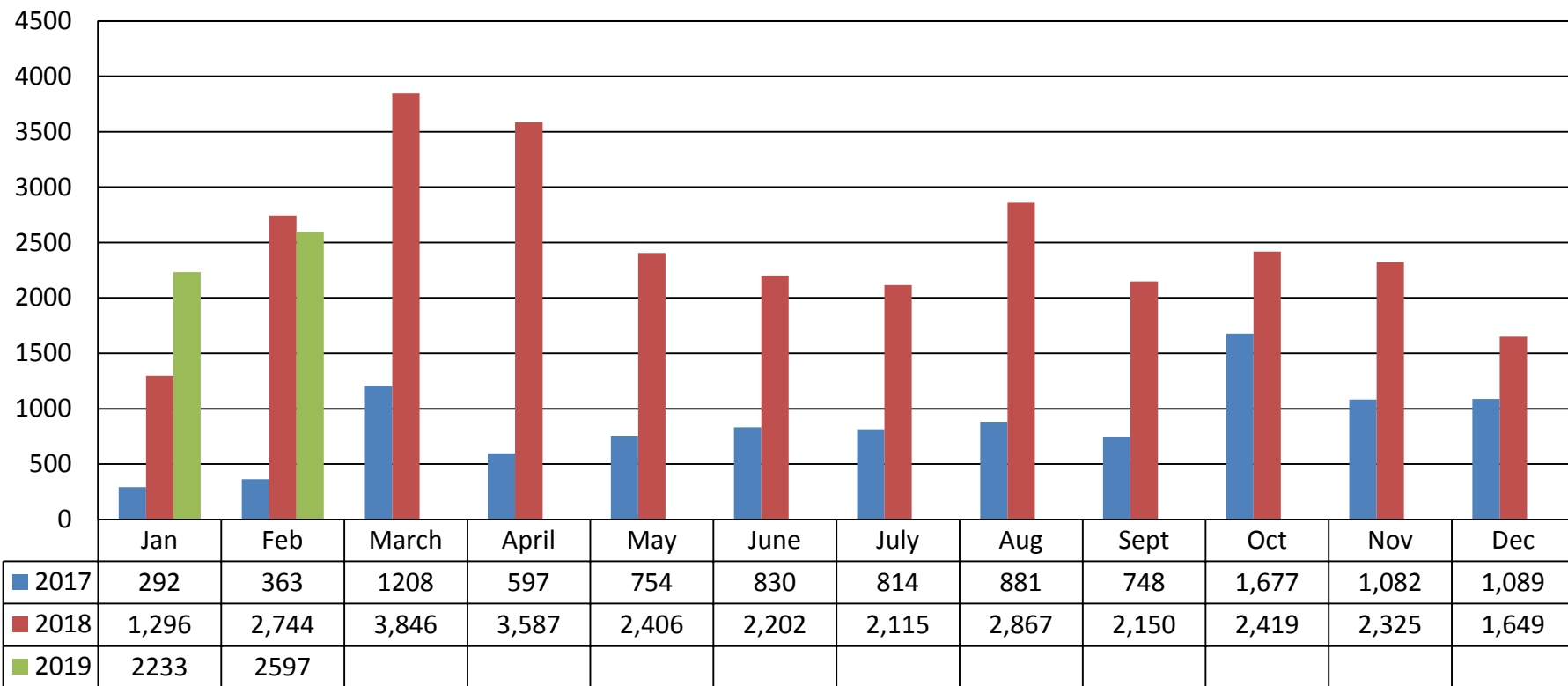


Control Bleeding Kits Sales Report

Portable Bleeding Control Bag; Personal Bleeding Control Kit; Premium Bleeding Control Kit; Training kit ; Wall-Mtd Bleeding Control Station

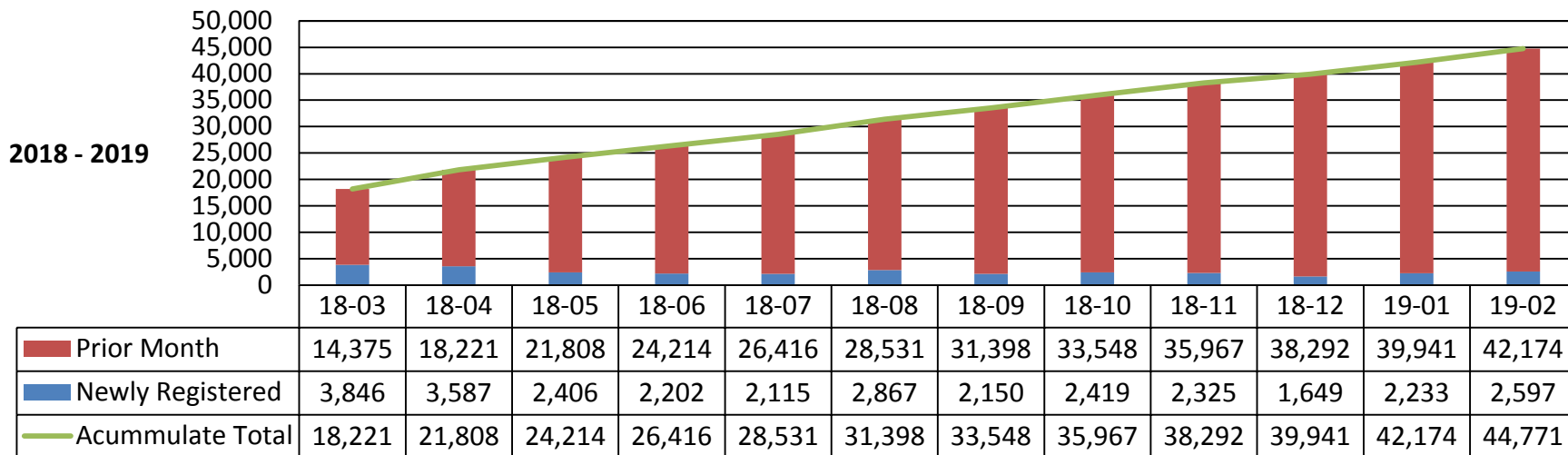


Monthly New Instructor Count



Accumulative Instructor Count

2018 Data	18-01	18-02	18-03	18-04	18-05	18-06	18-07	18-08	18-09	18-10	18-11	18-12
Registered	1,296	2,744	3,846	3,587	2,406	2,202	2,115	2,867	2,150	2,419	2,325	1,649
Total Acc.	11,631	14,375	18,221	21,808	24,214	26,416	28,531	31,398	33,548	35,967	38,292	39,941



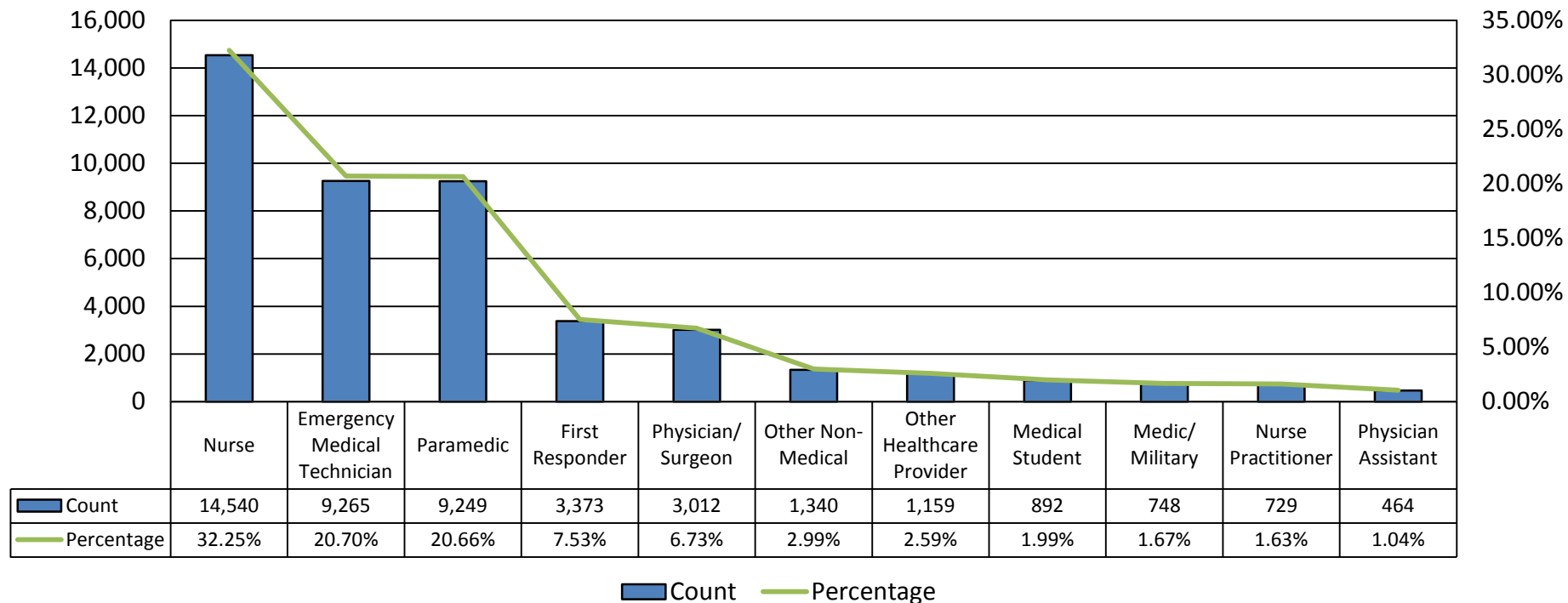
Total Instructor Count by State

Pink highlights indicate top 10 states

State/Territory	Current Month	Change Since Last Month	Percentage of instructor(s) per person
Alabama	335	21	0.006888%
Alaska	151	4	0.020353%
American Samoa	1	0	0.001840%
Arizona	723	60	0.010431%
Arkansas	1,220	101	0.040827%
California	2,276	98	0.005799%
Colorado	856	58	0.015450%
Connecticut	867	41	0.024242%
D.C.	44	1	0.006459%
Delaware	111	6	0.011659%
Florida	1,598	77	0.007753%
Georgia	1,542	92	0.014956%
Guam	3	0	0.001854%
Hawaii	99	4	0.006930%
Idaho	399	19	0.023706%
Illinois	1,206	84	0.009421%
Indiana	872	58	0.013146%
Iowa	930	32	0.029668%
Kansas	522	32	0.017955%
Kentucky	702	26	0.015822%
Louisiana	593	22	0.012666%
Maine	273	10	0.020504%
Maryland	937	56	0.015574%
Massachusetts	1,089	120	0.015987%
Michigan	1,205	46	0.012137%
Minnesota	345	30	0.006250%
Mississippi	155	10	0.005186%
Missouri	961	78	0.015772%
Montana	300	17	0.028776%

State/Territory	Current Month	Change Since Last Month	Percentage of instructor(s) per person
Nebraska	375	24	0.019663%
Nevada	278	11	0.009456%
New Hampshire	392	14	0.029368%
New Jersey	1,089	83	0.012175%
New Mexico	260	12	0.012494%
New York	2,603	162	0.013183%
North Carolina	1,351	72	0.013315%
North Dakota	171	5	0.022561%
Northern Mariana Islands	1	0	0.001910%
Ohio	2,041	119	0.017525%
Oklahoma	473	30	0.012055%
Oregon	560	20	0.013680%
Pennsylvania	2,157	111	0.016872%
Puerto Rico	40	0	0.001173%
Rhode Island	75	1	0.007099%
South Carolina	1,312	53	0.026446%
South Dakota	181	8	0.020914%
Tennessee	921	67	0.013847%
Texas	3,539	271	0.012702%
Trust Territory of the Pacific Islands	7	0	#N/A
U.S. Virgin Islands	1	0	0.000965%
Utah	522	24	0.017108%
Vermont	203	17	0.032501%
Virginia	1,113	83	0.013231%
Washington	741	28	0.010167%
West Virginia	465	25	0.025395%
Wisconsin	1,098	43	0.019001%
Wyoming	203	6	0.034671%

Total Instructor Count by Profession



New Country List by First Join Date

2017-01 (1)	Czech Republic*	2017-08 (5)	2018-01 (2)	2018-05 (4)	2018-12 (3)
United States	Dominican Republic	Cuba	Georgia*	British Virgin Islands*	Finland*
2017-03 (5)	Ecuador	Egypt	Jordan	Ghana*	Turkey*
Colombia	Greece	Germany	2018-02 (4)	Haiti*	Morocco*
Guatemala	Japan	Kuwait	Israel*	Syrian Arab Republic*	2019-01 (2)
Italy	Panama	Palestinian Territory	Nicaragua	2018-06 (2)	Marshall Islands*
Mexico	Paraguay	2017-09 (2)	Sweden	Hungary	Sri Lanka*
Ukraine	Philippines	Iraq	Taiwan*	Malta	2019-02 (3)
2017-04 (1)	Portugal	Maldives*	2018-03 (7)	2018-07 (1)	New Zealand*
United Kingdom	Saudi Arabia	2017-10 (6)	Indonesia*	Cyprus*	Norway*
2017-05 (3)	Singapore	Bahrain*	Iran, Islamic Republic of	2018-09 (3)	Somalia*
Chile	South Africa	Bangladesh*	Kenya*	Åland Islands*	
Netherlands	Switzerland	Costa Rica	Mali	Malaysia*	
Spain	Venezuela	Peru	Sudan*	Namibia*	
2017-06 (23)	Uruguay	Qatar*	Thailand	2018-10 (6)	
Algeria	Uruguay	US Minor Outlying Islands	United Arab Emirates	Nigeria*	
Argentina	2017-07 (5)	2017-11 (2)	2018-04 (4)	Slovakia*	
Australia	Austria	France	Andorra*	Korea, Republic of*	
Belgium	Bolivia	India*	Cayman Islands*	British Indian Ocean Territory	
Brazil	Honduras	2017-12 (1)	Denmark*	Belize*	
Canada	Ireland	Sierra Leone*	Lebanon	Curaçao*	
China*	Poland				

Calculated by the join date of the first instructor of the country

*Has not conducted a course

New State List by First Join Date

2017-01(39)

Alabama
Arizona
Arkansas
California
Colorado
Connecticut
District of Columbia
Florida
Georgia
Illinois
Indiana
Iowa
Kentucky
Louisiana
Maine
Maryland
Massachusetts
Michigan
Minnesota

Missouri
Montana
Nebraska
Nevada
New Jersey
New York
North Carolina
Ohio
Oklahoma
Oregon
Pennsylvania
Rhode Island
South Carolina
Tennessee
Texas
Utah
Virginia
Washington
West Virginia
Wisconsin

2017-02 (8)

Delaware
Hawaii
Kansas
New Hampshire
New Mexico
South Dakota
Wyoming
Puerto Rico

2017-03 (8)

Alaska
Idaho
Mississippi
North Dakota
Vermont
American Samoa
Guam
Northern Mariana Islands

2018-03 (1)

U.S. Virgin Islands

*Including states, federal district, and inhabited territories. As of March 2018, registered bleeding control instructors are in all US territories.

*Calculated by the join date of the first instructor of the state

The End



AMERICAN COLLEGE OF SURGEONS

*Inspiring Quality:
Highest Standards, Better Outcomes*

100+ years



THE
COMMITTEE
ON TRAUMA



BLEEDINGCONTROL.ORG